

Logging into Maths Online

To log onto Maths Online please follow these steps.

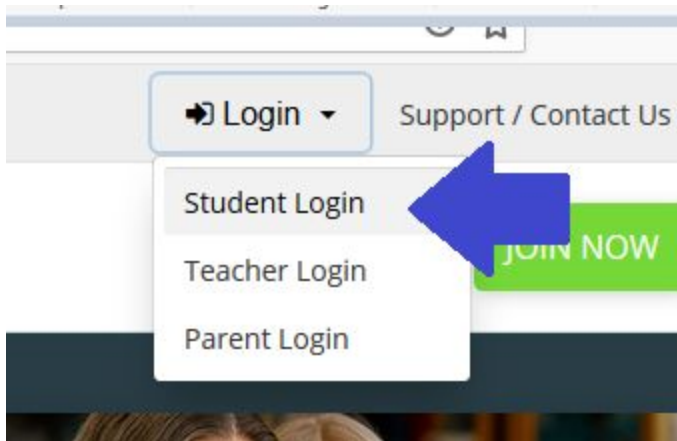
1. Go to the Maths Online website at <https://www.mathsonline.com.au/>



2. Click on the **Login** button.



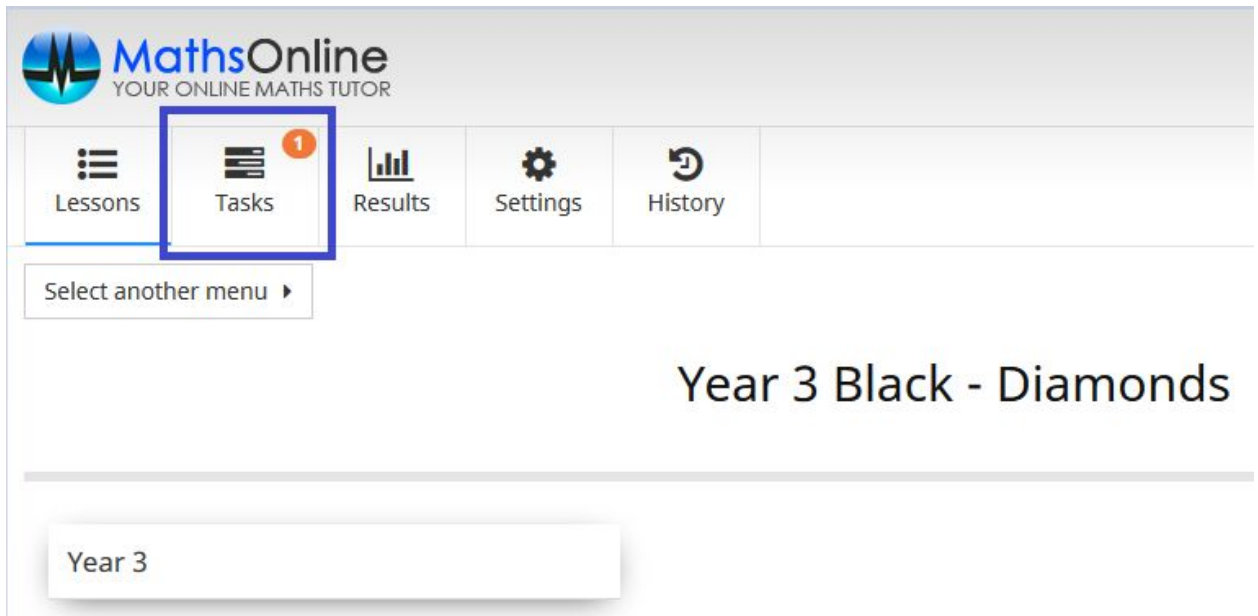
3. Click on **Student Login**



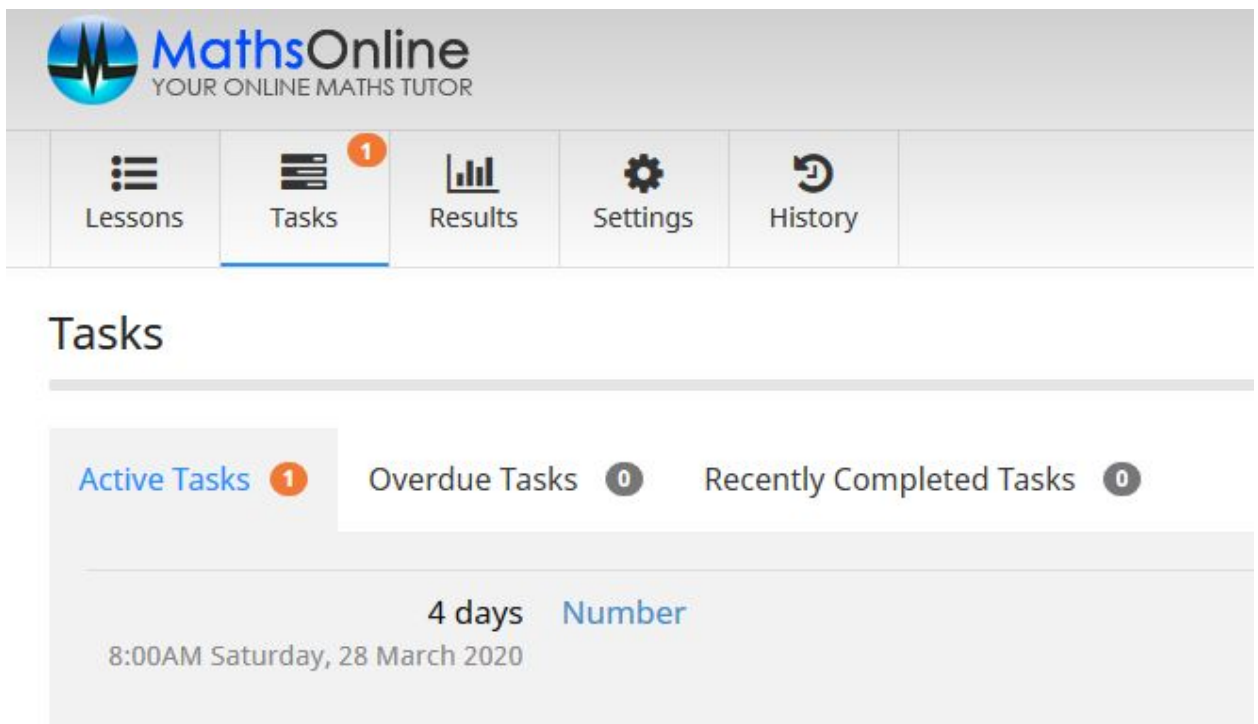
4. Enter in the students username and password

A screenshot of the MathsOnline 'Sign In' page. At the top, there is the MathsOnline logo and the tagline 'YOUR ONLINE MATHS TUTOR'. Below the logo, the heading 'Sign In' is centered. There are two input fields: 'Username' with a person icon and the text 'astudent', and 'Password' with a key icon and a masked password represented by blue dots. To the right of the password field is a link that says 'Forgot password?'. At the bottom of the page is a large, rounded blue button with the text 'SIGN IN' in white capital letters.

5. The following screen will appear, click on the Tasks icon to see the student's MathsOnline tasks.



The tasks will appear.



[END OF DOCUMENT]